



WHALES

**ACTIVITIES BASED ON RESEARCH FROM
THE CENTER FOR COASTAL STUDIES**

written and edited by

**KATH BUFFINGTON, MARIA FLEMING,
DEBORAH KOVACS,
KAREN STEUER, AND NATHALIE WARD**

S C H O L A S T I C
PROFESSIONAL BOOKS

NEW YORK • TORONTO • LONDON • AUCKLAND • SYDNEY

*This activity book is dedicated to
Dr. Barbara S. Mayo,
Founder of the Center for Coastal Studies.
Her life-long devotion to saving coastal and marine
environments was an inspiration to all ages.*

The publication of this book was made possible in part through the support
of the Center for Coastal Studies' members, the Jessie B.
Cox Charitable Trust, the Seth Sprague Educational and Charitable Trust,
and the Fund for Preservation of Wildlife and Natural Areas.

Scholastic Inc. grants teachers permission to photocopy the activity sheets from this book for classroom use. No other part of this
publication may be reproduced in whole or in part, or stored in a retrieval system, or transmitted in any form or by any means, electronic,
mechanical, photocopying, recording or otherwise, without written permission of the publisher. For permission, write to
Scholastic Professional Books, 730 Broadway, New York, NY 10003.

Cover design by Vincent Ceci

Cover art by Mona Mark

Book design by Jacqueline Swensen

Interior illustration by Patricia Wynne

ISBN 0-590-49156-3

*Charting the Course; Conducting Whale Research; From Field Work to Final Report;
Getting to Know Whales; How Do Whales Measure Up?; Looking for Answers; Name That Tail Activity Cards;
Tracking Whales; Whales and Their Habitat: An Action Poster; Whale Behavior; and Whale Migration*
copyright © 1992 by the Center for Coastal Studies.

*Baleen and Toothed Whales: A Closer Look; Whale Communication; Humpback Whales:
Singers of the Sea; and Whales, Inside and Out* copyright © 1992 by the International Wildlife Coalition.
Identifying Whales copyright © 1992 by the Center for Coastal Studies and the International Wildlife Coalition.

Make a Blubber Glove copyright © 1992 by the New England Aquarium.

All other material copyright © 1992 by Scholastic Inc.

All rights reserved.

12 11 10 9 8 7 6 5

4 5/9

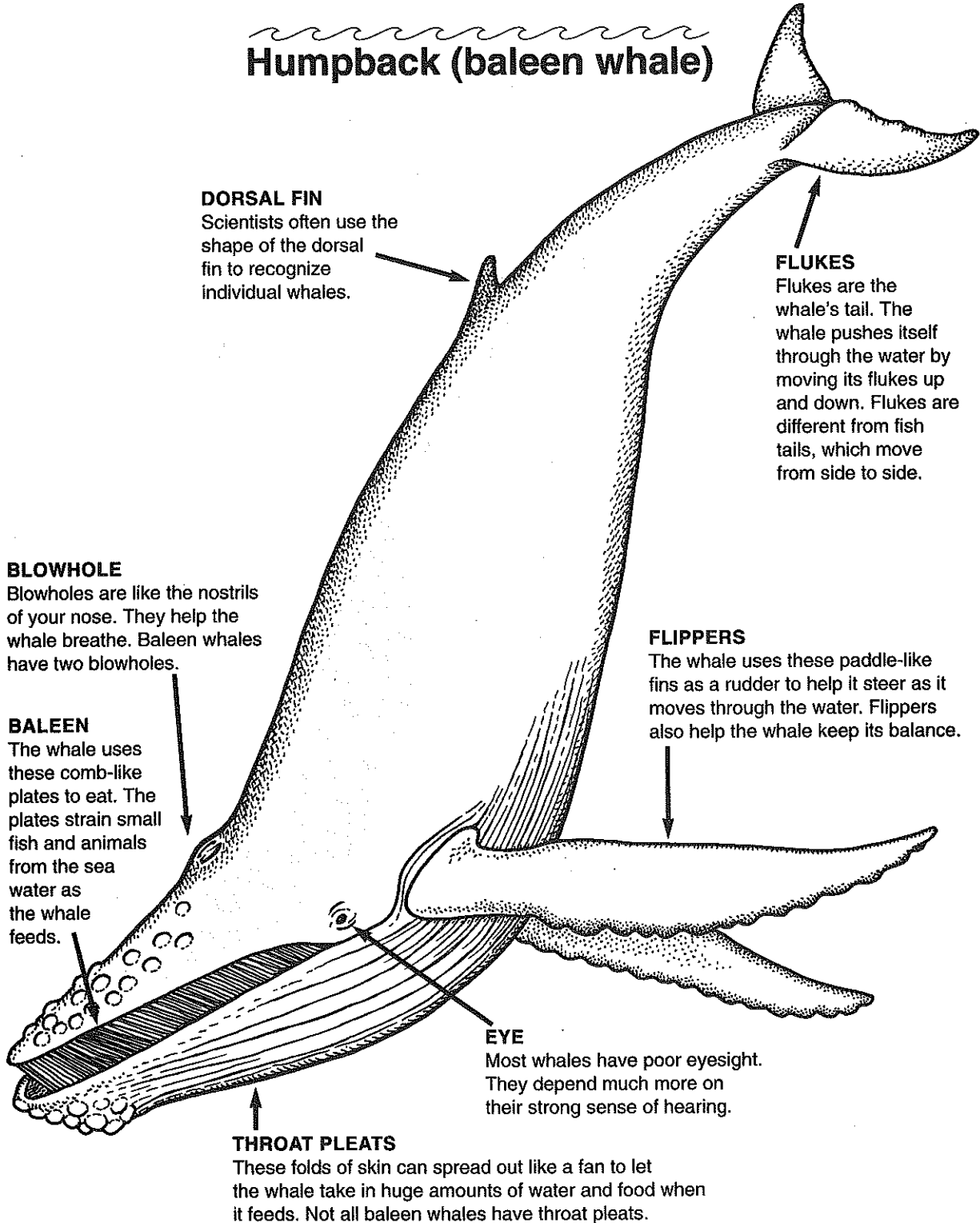
Printed in the U.S.A.

Name _____

Whales: Inside and Out

These pages show the outside of two whales. Look at the different body parts and what they are used for. After you take a look at the outside of the whales, hold the pages up to the light. What do you see?

Humpback (baleen whale)



DORSAL FIN
Scientists often use the shape of the dorsal fin to recognize individual whales.

FLUKES
Flukes are the whale's tail. The whale pushes itself through the water by moving its flukes up and down. Flukes are different from fish tails, which move from side to side.

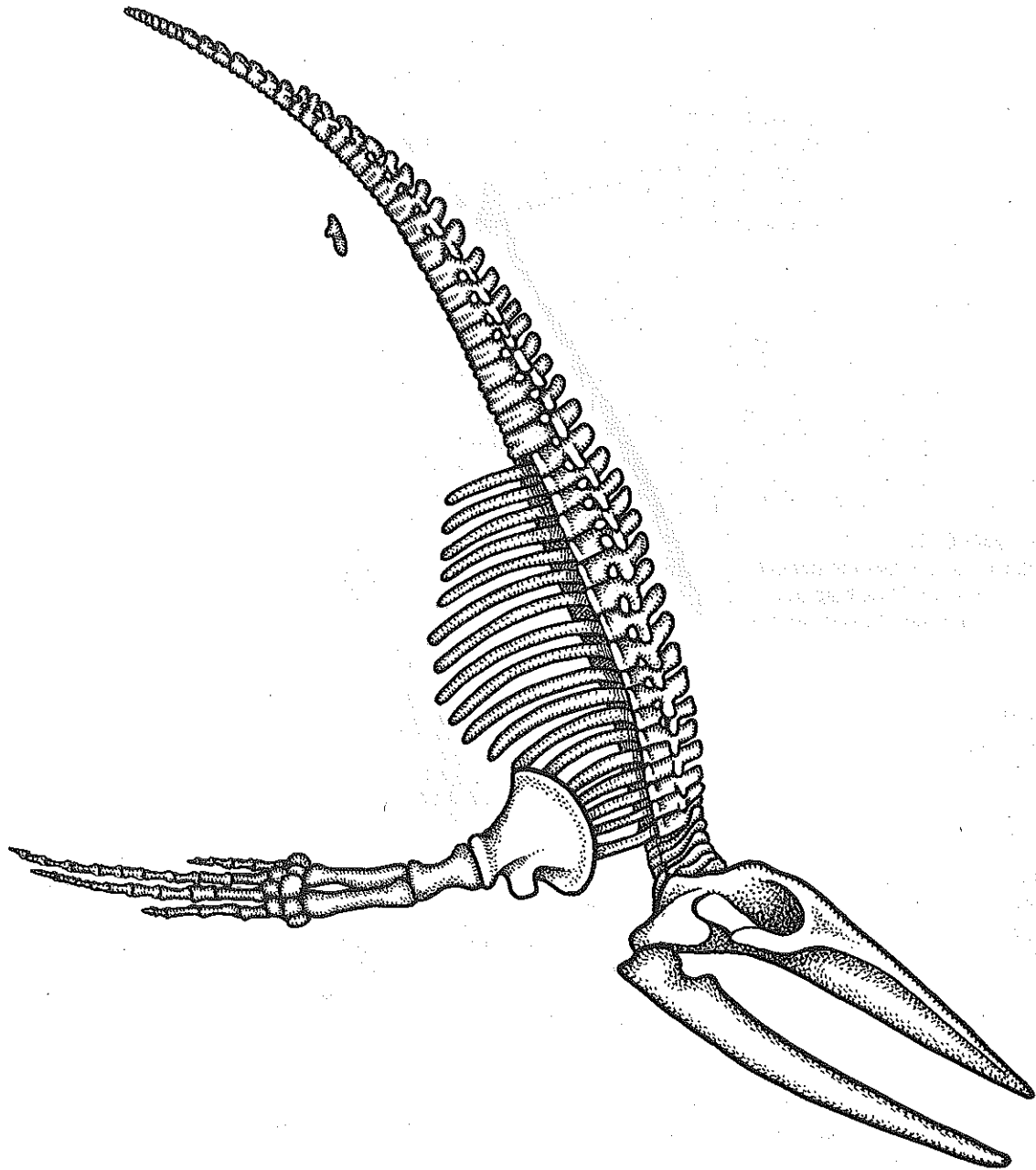
BLOWHOLE
Blowholes are like the nostrils of your nose. They help the whale breathe. Baleen whales have two blowholes.

FLIPPERS
The whale uses these paddle-like fins as a rudder to help it steer as it moves through the water. Flippers also help the whale keep its balance.

BALEEN
The whale uses these comb-like plates to eat. The plates strain small fish and animals from the sea water as the whale feeds.

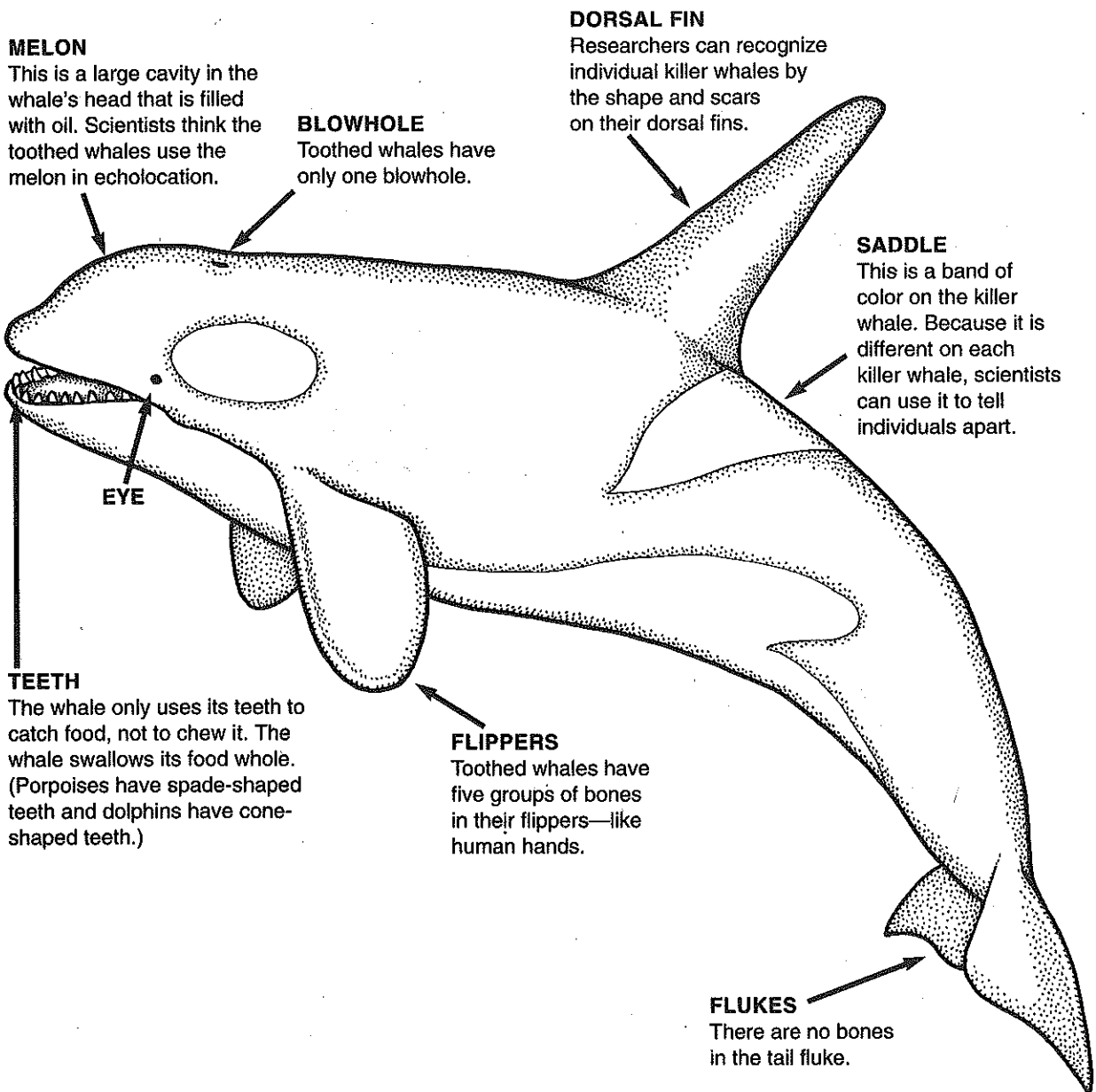
EYE
Most whales have poor eyesight. They depend much more on their strong sense of hearing.

THROAT PLEATS
These folds of skin can spread out like a fan to let the whale take in huge amounts of water and food when it feeds. Not all baleen whales have throat pleats.



Name _____

Killer Whale* (toothed whale)



1. Write two ways the whales are alike. _____

2. Write two ways the whales are different. _____

*Killer whales are also called orcas.

